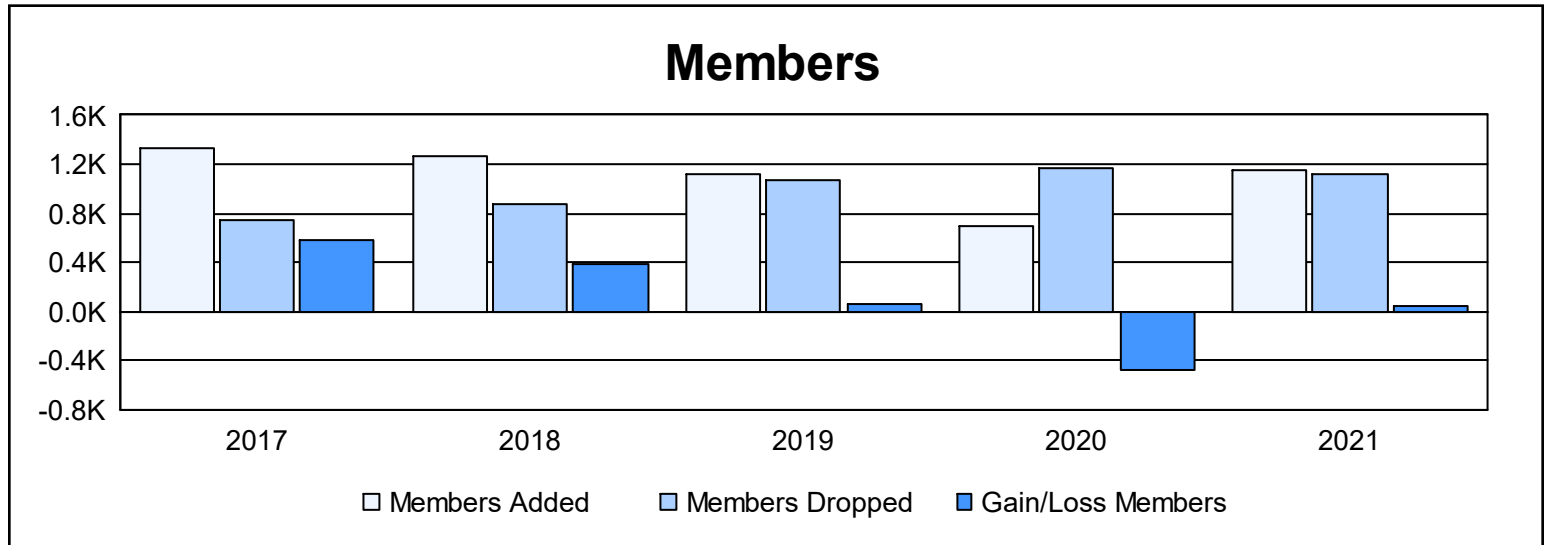
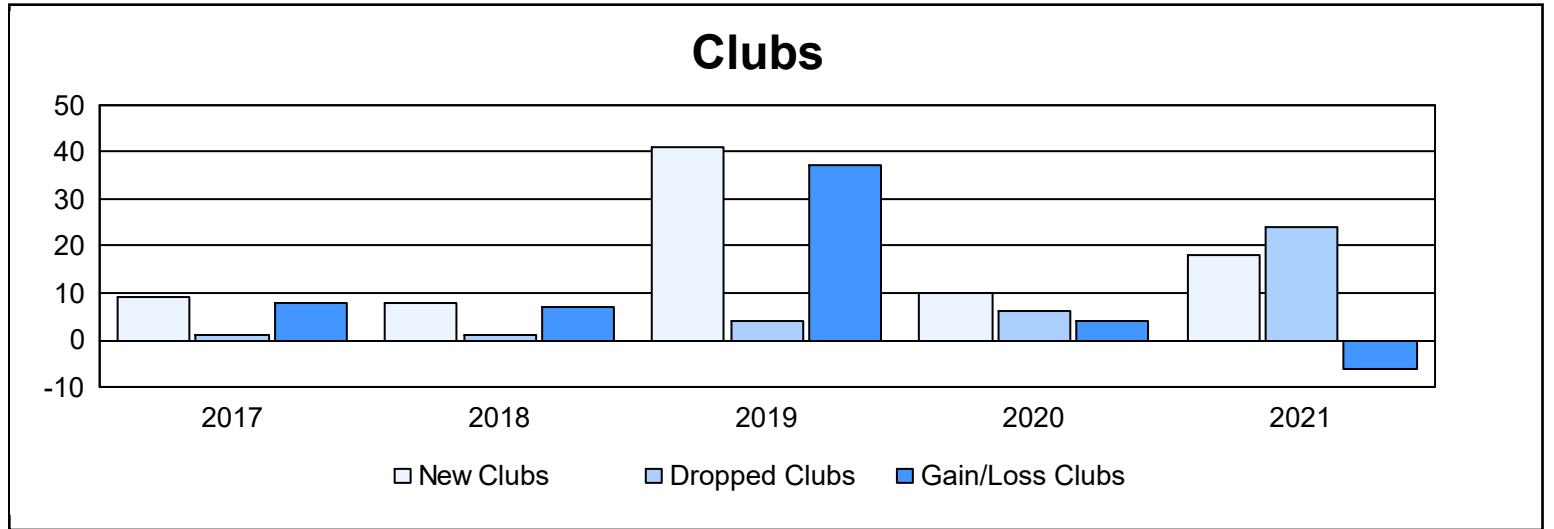
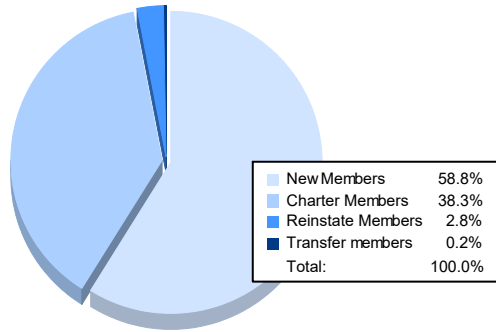


Year	New Clubs	Dropped Clubs	Gain/Loss Clubs	New Members	Charter Members	Reinstate Members	Transfer Members	Total Member Added	Total Members Dropped	Gain/Loss Members
2016-2017	9	1	8	910	334	79	13	1,336	747	589
2017-2018	8	1	7	890	307	61	13	1,271	878	393
2018-2019	41	4	37	481	572	59	11	1,123	1,070	53
2019-2020	10	6	4	332	276	80	7	695	1,174	-479
2020-2021	18	24	-6	676	440	32	2	1,150	1,113	37
<b>Average</b>	<b>17</b>	<b>7</b>	<b>10</b>	<b>658</b>	<b>386</b>	<b>62</b>	<b>9</b>	<b>1,115</b>	<b>996</b>	<b>119</b>



### Membership Composition June 2021 Cumulative



### Gender Composition June 2021 Cumulative

